

## AMSCoconnect – Add a Family Member

This guide will take you through how to add and manage family members in the [AutoMed AMS Connect App](#)

### Getting Started

1. Download the **AutoMed AMSCoconnect App**, available in the **Google Play Store** and **Apple App Store**
2. Find your **Medical Clinic**
3. If you haven't already, register your **details** and create a **profile**

Once your details are **verified**, you'll be able to add family members.

### Important things you need to know:



Only patients who previously attended the Clinic can be linked to your profile



Enter your family member details as they are registered at the Clinic



To finish setting up family members' profiles, a verification code will be sent to the mobile number registered in the patient's file



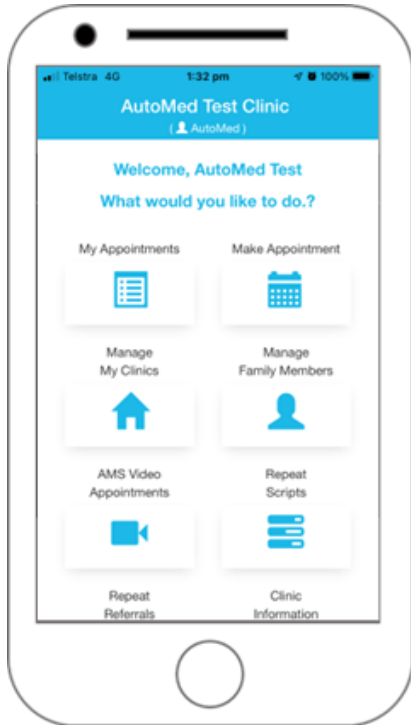
If you do not have access to the mobile number in the patient file, you will not be able to set up the profile for your family member

# AMSCoconnect – Add a Family Member


## Add a Family Member

In the **AutoMed AMS Connect** App:

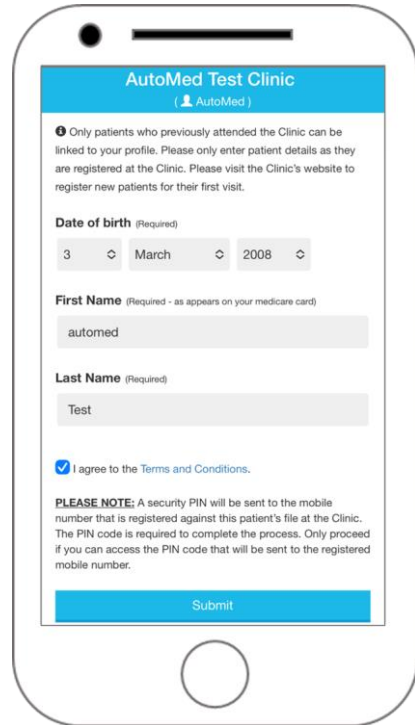
1. Select **Manage Family Members**



2. Click **Add Family Member**

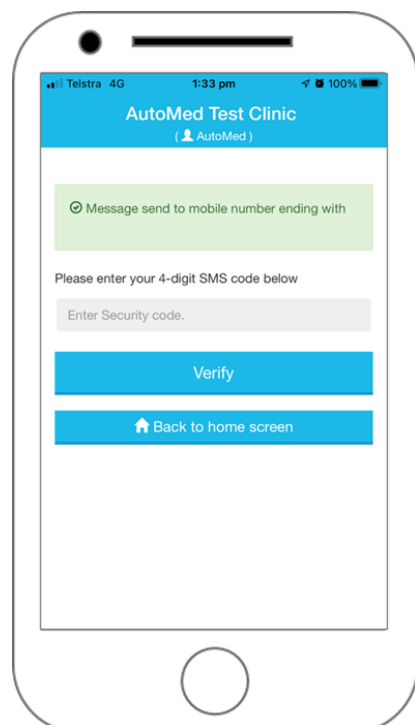


3. Enter your **family member's details**
4. Agree to the **Terms and Conditions**
5. Click **Submit**



A **4-digit code** will be sent to the mobile in the patient file

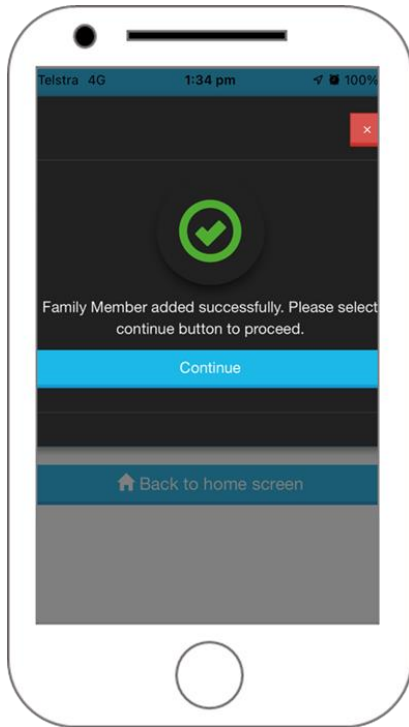
6. Enter the **code** into the App
7. Click **Verify** to continue



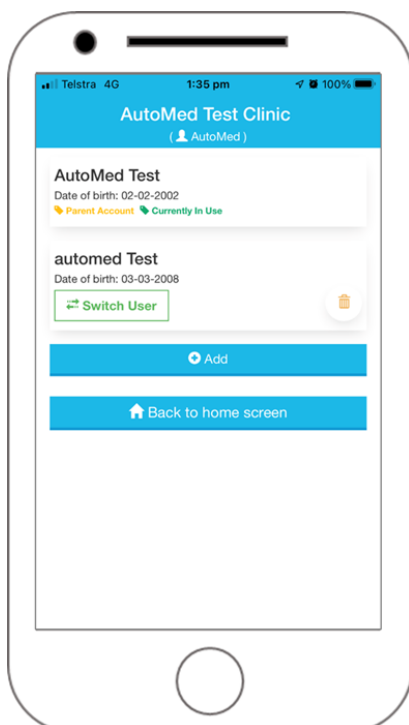
## AMSCoconnect – Add a Family Member

Once your **4-digit** code has been **confirmed**, you'll get a pop up, advising your family member has been added.

10. Click **Continue** to proceed



Your family member is now added



### Manage Bookings

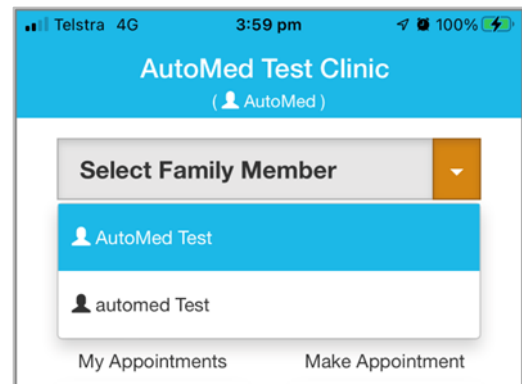
With your family member added, you'll now be able to:

- Switch between family member accounts
- Book and view their upcoming appointments
- Delete family member accounts

To switch between family member accounts, you can do this in two places:

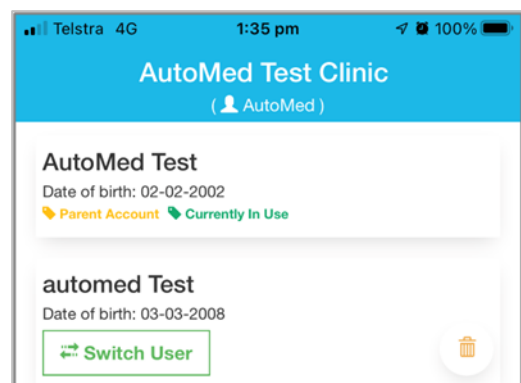
### Home Screen

Click the down arrow to view and select family members accounts



### Manage Family Member Screen

Click Switch User to change between select family members accounts



## AMSCoconnect – Add a Family Member

### FAQ

- [My family member is new the clinic, how can I register them?](#)

You'll need to go onto your clinic's website and register them as a new patient

- [I didn't get verification code, what happened?](#)

If you did not receive a verification code to your mobile, a different mobile is registered in the patient file at the clinic. Please contact your clinic to update the patient's file if needed.

- [How can I remove a family member from my profile?](#)

Click the bin icon on the family member in the AMSCoconnect App to remove them from your profile

### Need further assistance?

Please reach out to your **Medical Clinic** for further assistance